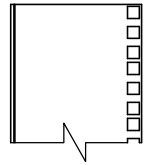


SPA SERVER RACK: 78.00 X 24.00 X 42.00
PART NO: S22HD78EQB1SBAS-B

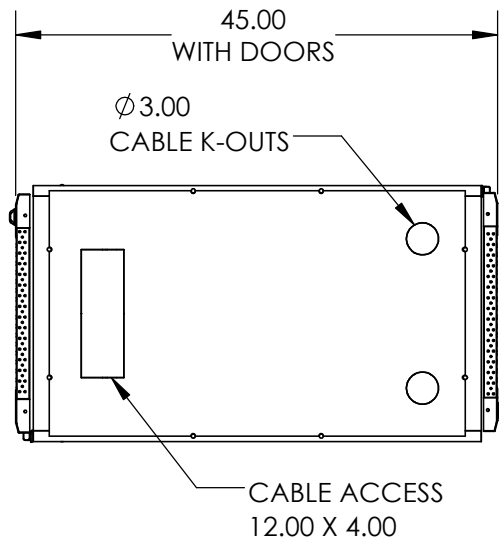
MOUNTING RAILS: 42U

M6 CAGE NUT RAIL, 42U
 (2) PAIR, 19" EIA-310-D COMPLIANT
 RMU MARKING BOTTOM TO TOP
 ADJUSTABLE FRONT-BACK
 MAX EQ. DEPTH: 42"



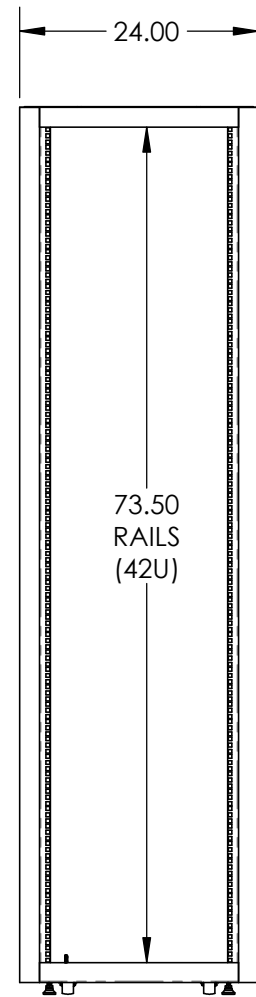
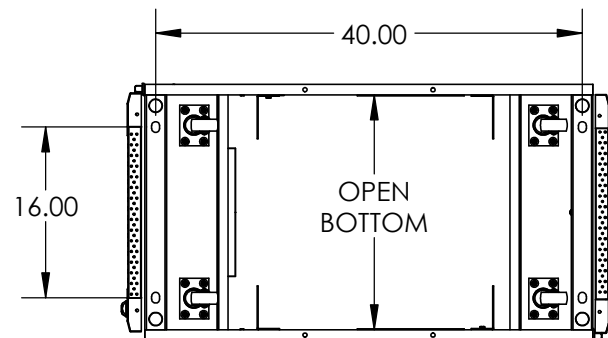
TOP VIEW

SOLID, FLUSH MOUNT
 W/ CABLE KNOCK-OUTS

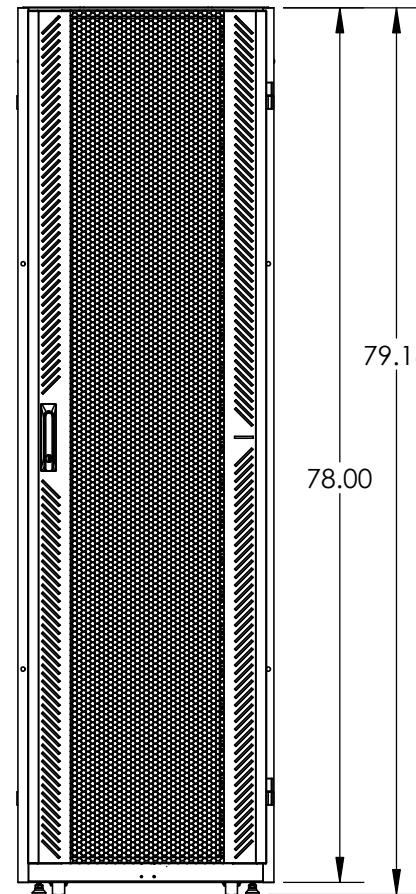


BOTTOM VIEW

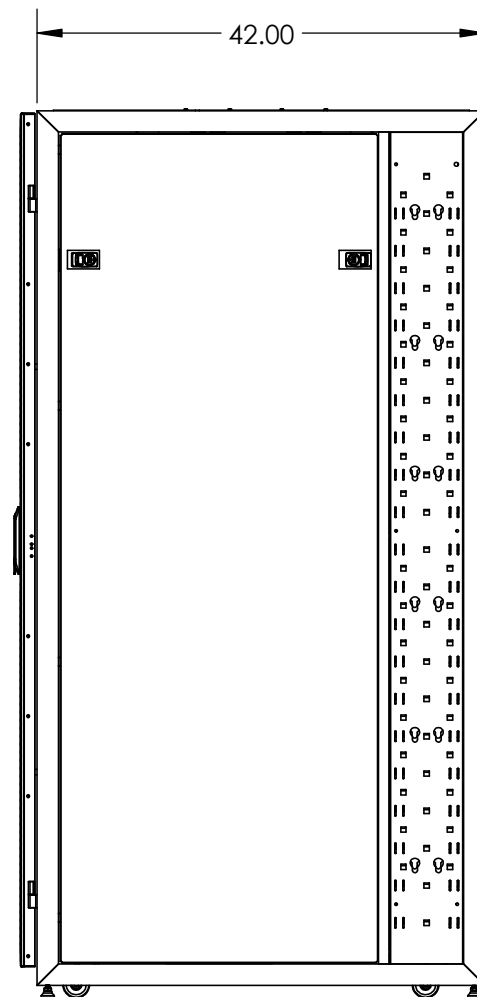
FLOOR MOUNTING DIMENSIONS: 16.00 X 40.00



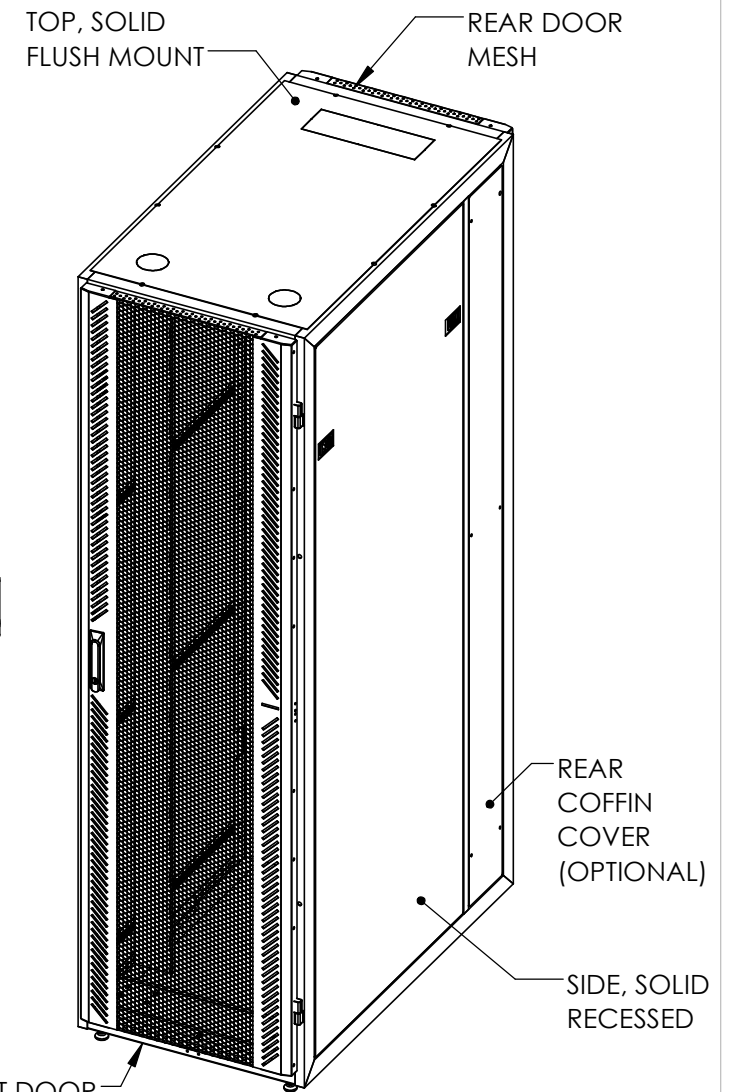
FRONT VIEW
(W/OUT DOORS)



FRONT VIEW



SIDE VIEW



ISOMETRIC VIEW

DIMENSIONS

2 X 2 TUBULAR STEEL
 HEIGHT: 78.00
 WIDTH: 24.00
 DEPTH: 42.00

MOUNTING RAIL

42U, L-RACK ANGLES
 CAGE NUT, M6
 EIA SPACING, 5/8 X 5/8 X 1/2
 19" RACKABLE
 ADJUSTABLE, MAX: 30.00" DEPTH

FRONT DOOR

PREMIUM EK333 LOCK
 REVERSIBLE, 180° SWING
 DIMS: 76.00H X 21.94W X 1.31D

ACCESSORIES

- HEAVY DUTY CASTERS
- HEAVY DUTY LEVELING FEET
- 30 PCS HARDWARE KIT

TOP PANEL

SOLID, FLUSH MOUNT
 3.00" CABLE K-OUT
 12.00" X 4.00" CABLE ACCESS

SIDE PANEL

SOLID, RECESSED,
 LOCKING SLAM LATCH
 DIMS: 73.82H X 29.84W X 0.88D

REAR DOOR

PREMIUM EK333 LOCK
 REVERSIBLE, 180° SWING
 DIMS: 76.00H X 21.94W X 1.31D

CLASSIFICATION

19" EIA-310-D COMPLIANT

COLOR

BLACK TEXTURE

WT CAPACITY

3500 LBS STATIC CAP.
 3000 LBS ROLLING CAP.



PROPRIETARY AND CONFIDENTIAL
 THE INFORMATION CONTAINED IN THIS
 DRAWING IS THE SOLE PROPERTY OF
 SIGNATURE PRODUCTS. ANY
 REPRODUCTION IN PART OR AS A WHOLE
 WITHOUT THE WRITTEN PERMISSION OF
 SIGNATURE PRODUCTS IS PROHIBITED.

TITLE: SERIES 22HD SERVER RACK
 78.00H X 24.00W X 42.00D
 W/CAGE NUT RAILS

SIZE	DWG. NO.	REV
B	S22HD78EQB1SBAS-B	-
SCALE: 1:18	SHEET 1 OF 1	